Q1 About how many masterpoints do you have? (Please select the range that includes your total.)

Answered: 75 Skipped: 0

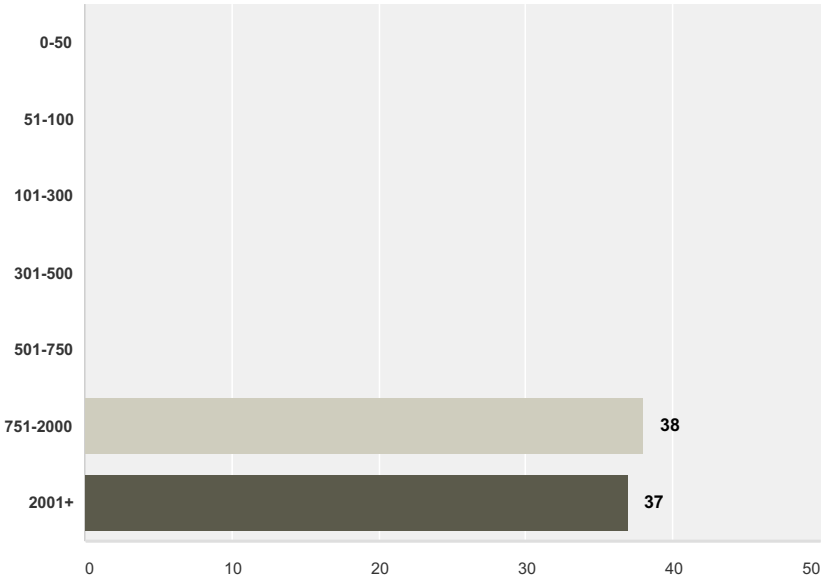

Answer Choices	Responses	
0-50	**0.00%**	0
51-100	**0.00%**	0
101-300	**0.00%**	0
301-500	**0.00%**	0
501-750	**0.00%**	0
751-2000	**50.67%**	38
2001+	**49.33%**	37
Total		**75**

Q2 In the past 3 years, how many of the following event/tournament types have you attended?

Answered: 74 Skipped: 1

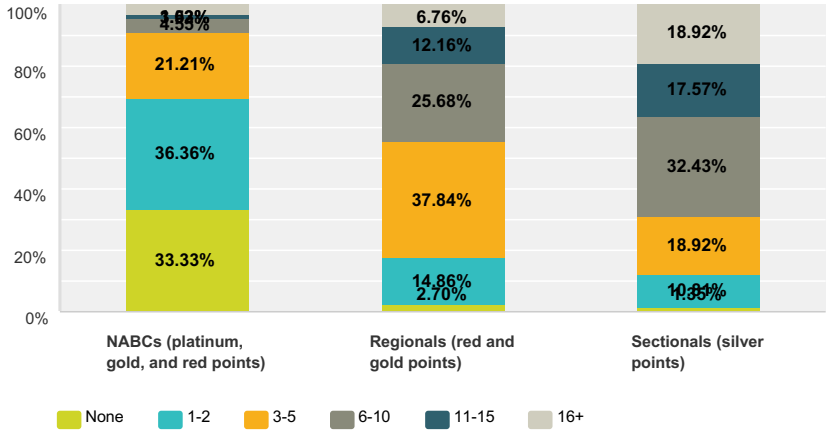

	None	1-2	3-5	6-10	11-15	16+	Total
NABCs (platinum, gold, and red points)	**33.33%** 22	**36.36%** 24	**21.21%** 14	**4.55%** 3	**1.52%** 1	**3.03%** 2	66
Regionals (red and gold points)	**2.70%** 2	**14.86%** 11	**37.84%** 28	**25.68%** 19	**12.16%** 9	**6.76%** 5	74
Sectionals (silver points)	**1.35%** 1	**10.81%** 8	**18.92%** 14	**32.43%** 24	**17.57%** 13	**18.92%** 14	74

Q3 How often do you participate in each of the following types of Bridge games?

Answered: 74 Skipped: 1

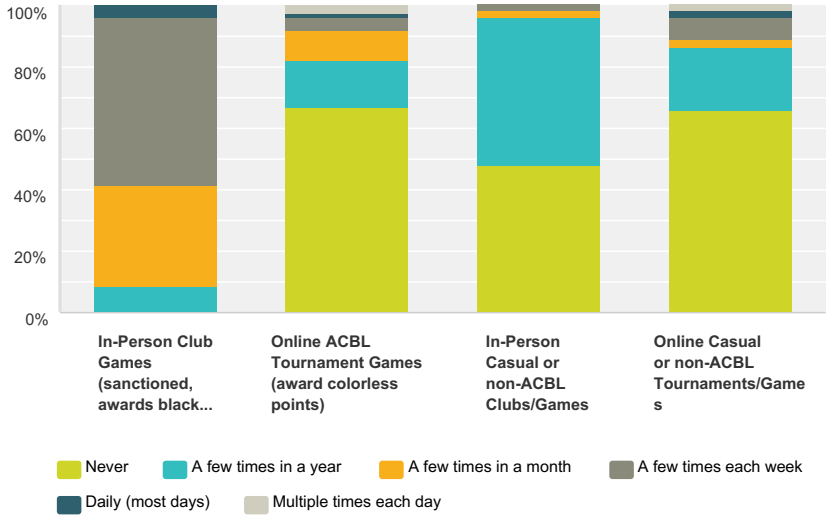

	Never	A few times in a year	A few times in a month	A few times each week	Daily (most days)	Multiple times each day	Total
In-Person Club Games (sanctioned, awards black points)	**0.00%** 0	**8.33%** 6	**33.33%** 24	**54.17%** 39	**4.17%** 3	**0.00%** 0	72
Online ACBL Tournament Games (award colorless points)	**67.12%** 49	**15.07%** 11	**9.59%** 7	**4.11%** 3	**1.37%** 1	**2.74%** 2	73
In-Person Casual or non-ACBL Clubs/Games	**47.95%** 35	**47.95%** 35	**2.74%** 2	**1.37%** 1	**0.00%** 0	**0.00%** 0	73
Online Casual or non-ACBL Tournaments/Games	**66.22%** 49	**20.27%** 15	**2.70%** 2	**6.76%** 5	**2.70%** 2	**1.35%** 1	74

Q4 Have you attended any of the following sectionals offered by Unit 446 (Seattle Metro)?

Answered: 65 Skipped: 10

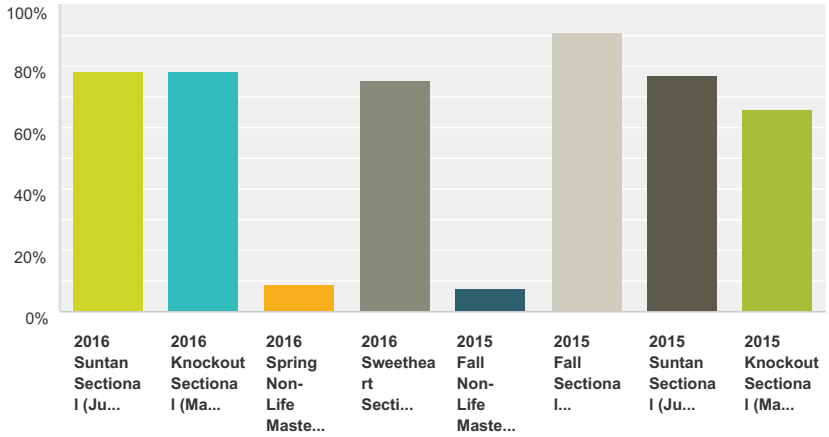

Answer Choices	Responses	
2016 Suntan Sectional (July 2016, Forest Ridge School)	**78.46%**	51
2016 Knockout Sectional (May 2016, Bothell Union Hall)	**78.46%**	51
2016 Spring Non-Life Master Sectional (April 2016, Bothell Union Hall)	**9.23%**	6
2016 Sweetheart Sectional (February 2016, Vasa Park in Bellevue)	**75.38%**	49
2015 Fall Non-Life Master Sectional (November 2015, North Seattle College)	**7.69%**	5
2015 Fall Sectional (October 2015, Bothell Union Hall)	**90.77%**	59
2015 Suntan Sectional (July 2015, Bothell Union Hall)	**76.92%**	50
2015 Knockout Sectional (May 2015, Kent Commons)	**66.15%**	43
Total Respondents: 65		

Q5 How much do each of the following matter to you when deciding whether to attend a sectional?

Answered: 68 Skipped: 7

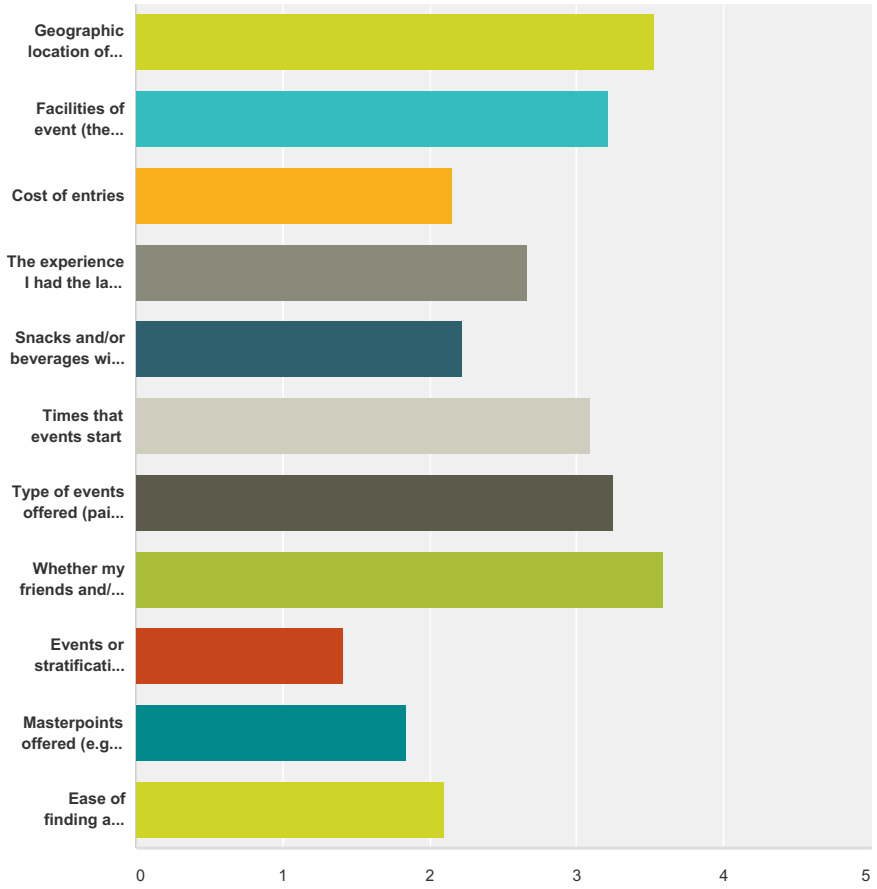

	Not at all important	(no label)	Somewhat important	(no label)	Very important	Total	Weighted Average
Geographic location of event (proximity to home, ease of getting there)	**10.29%** 7	**4.41%** 3	**35.29%** 24	**22.06%** 15	**27.94%** 19	68	3.53
Facilities of event (the building/rooms, parking, other amenities)	**5.88%** 4	**13.24%** 9	**45.59%** 31	**23.53%** 16	**11.76%** 8	68	3.22
Cost of entries	**41.18%** 28	**20.59%** 14	**26.47%** 18	**5.88%** 4	**5.88%** 4	68	2.15
The experience I had the last time I went to that sectional	**20.59%** 14	**17.65%** 12	**39.71%** 27	**19.12%** 13	**2.94%** 2	68	2.66
Snacks and/or beverages will be provided	**29.41%** 20	**29.41%** 20	**33.82%** 23	**4.41%** 3	**2.94%** 2	68	2.22
Times that events start	**10.29%** 7	**22.06%** 15	**35.29%** 24	**13.24%** 9	**19.12%** 13	68	3.09
Type of events offered (pairs vs. teams, stratifications, unique events, etc.)	**5.88%** 4	**13.24%** 9	**44.12%** 30	**23.53%** 16	**13.24%** 9	68	3.25
Whether my friends and/or usual partners are going	**7.35%** 5	**8.82%** 6	**30.88%** 21	**23.53%** 16	**29.41%** 20	68	3.59
Events or stratifications geared toward newer players (lessons, special prizes, etc.)	**77.27%** 51	**7.58%** 5	**13.64%** 9	**0.00%** 0	**1.52%** 1	66	1.41
Masterpoints offered (e.g., more masterpoints for charity games, point colors)	**50.00%** 34	**22.06%** 15	**22.06%** 15	**5.88%** 4	**0.00%** 0	68	1.84

Ease of finding a partner or team (e.g., guaranteed partner, good matchmaking)	**50.75%** 34	**16.42%** 11	**14.93%** 10	**7.46%** 5	**10.45%** 7	67	2.10

Q6 Please rank the following sectional sites from most to least favorite. (Most favorite = 1, Least favorite = 5; You can drag and drop to rank them or enter numbers next to each one.)

Answered: 66 Skipped: 9

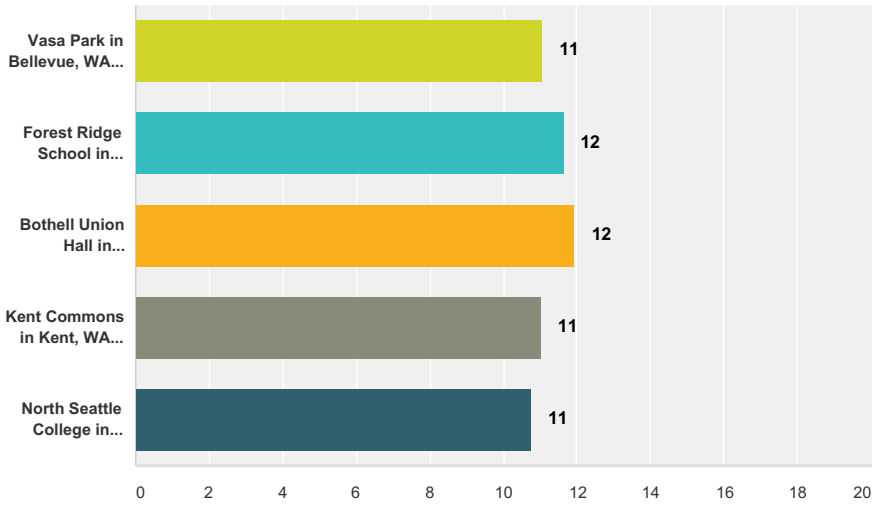

	1	2	3	4	5	1	2	3	4	5	1	2	3	4	5	Total	Score
Vasa Park in Bellevue, WA (site of the 2016 Sweetheart Sectional in February)	**6.78%** 4	**18.64%** 11	**18.64%** 11	**16.95%** 10	**22.03%** 13	**0.00%** 0	**0.00%** 0	**0.00%** 0	**0.00%** 0	**0.00%** 0	**1.69%** 1	**8.47%** 5	**3.39%** 2	**0.00%** 0	**3.39%** 2	59	11.07
Forest Ridge School in Bellevue, WA (site of the 2016 Suntan Sectional in July)	**12.96%** 7	**20.37%** 11	**33.33%** 18	**11.11%** 6	**5.56%** 3	**0.00%** 0	**0.00%** 0	**0.00%** 0	**0.00%** 0	**0.00%** 0	**5.56%** 3	**3.70%** 2	**1.85%** 1	**3.70%** 2	**1.85%** 1	54	11.65
Bothell Union Hall in Bothell, WA (site of the 2016 Knockout Sectional in May and several others)	**37.10%** 23	**20.97%** 13	**6.45%** 4	**11.29%** 7	**6.45%** 4	**0.00%** 0	**0.00%** 0	**0.00%** 0	**0.00%** 0	**0.00%** 0	**4.84%** 3	**0.00%** 0	**8.06%** 5	**0.00%** 0	**4.84%** 3	62	11.94
Kent Commons in Kent, WA (site of the 2015 Knockout Sectional in May)	**13.11%** 8	**11.48%** 7	**14.75%** 9	**18.03%** 11	**26.23%** 16	**0.00%** 0	**0.00%** 0	**0.00%** 0	**0.00%** 0	**0.00%** 0	**3.28%** 2	**1.64%** 1	**4.92%** 3	**3.28%** 2	**3.28%** 2	61	11.02

North Seattle College in Seattle, WA (site of the 2015 NLM Sectional in April)	**15.38%** 8	**13.46%** 7	**13.46%** 7	**23.08%** 12	**13.46%** 7	**0.00%** 0	**0.00%** 0	**0.00%** 0	**0.00%** 0	**0.00%** 0	**3.85%** 2	**3.85%** 2	**0.00%** 0	**9.62%** 5	**3.85%** 2	52	10.77

Q7 What is your interest in sectionals in the following areas, assuming the date/time worked for you?

Answered: 68 Skipped: 7

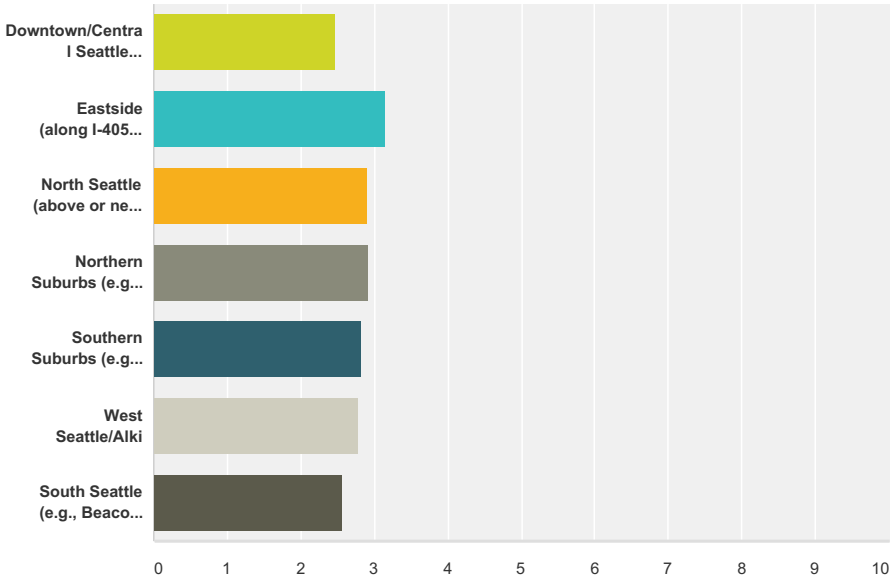

	I will not go.	I might go.	I am likely to go.	I would definitely go.	Total	Weighted Average
Downtown/Central Seattle (e.g., Downtown, Belltown, Lake Union)	**17.65%** 12	**29.41%** 20	**25.00%** 17	**27.94%** 19	68	2.46
Eastside (along I-405, e.g., Bellevue, Redmond, Bothell)	**1.47%** 1	**23.53%** 16	**32.35%** 22	**42.65%** 29	68	3.15
North Seattle (above or near 85th, e.g., Northgate, Greenwood)	**7.35%** 5	**20.59%** 14	**38.24%** 26	**33.82%** 23	68	2.91
Northern Suburbs (e.g., Shoreline, Edmonds, Lynnwood)	**5.88%** 4	**20.59%** 14	**42.65%** 29	**30.88%** 21	68	2.93
Southern Suburbs (e.g., Renton, Kent, Federal Way)	**5.97%** 4	**31.34%** 21	**32.84%** 22	**29.85%** 20	67	2.81
West Seattle/Alki	**11.11%** 7	**26.98%** 17	**23.81%** 15	**38.10%** 24	63	2.78
South Seattle (e.g., Beacon Hill, Columbia City, Seward Park)	**10.45%** 7	**34.33%** 23	**32.84%** 22	**22.39%** 15	67	2.57

Q8 If you have any feedback you'd like to share about potential sites or about our current or past sites, please include it below.

Answered: 15 Skipped: 60

Q9 Below are some different types of events. If these events were offered during a sectional, what would be your interest in playing in these sessions? (event description links: pairs events and team events)

Answered: 67 Skipped: 8

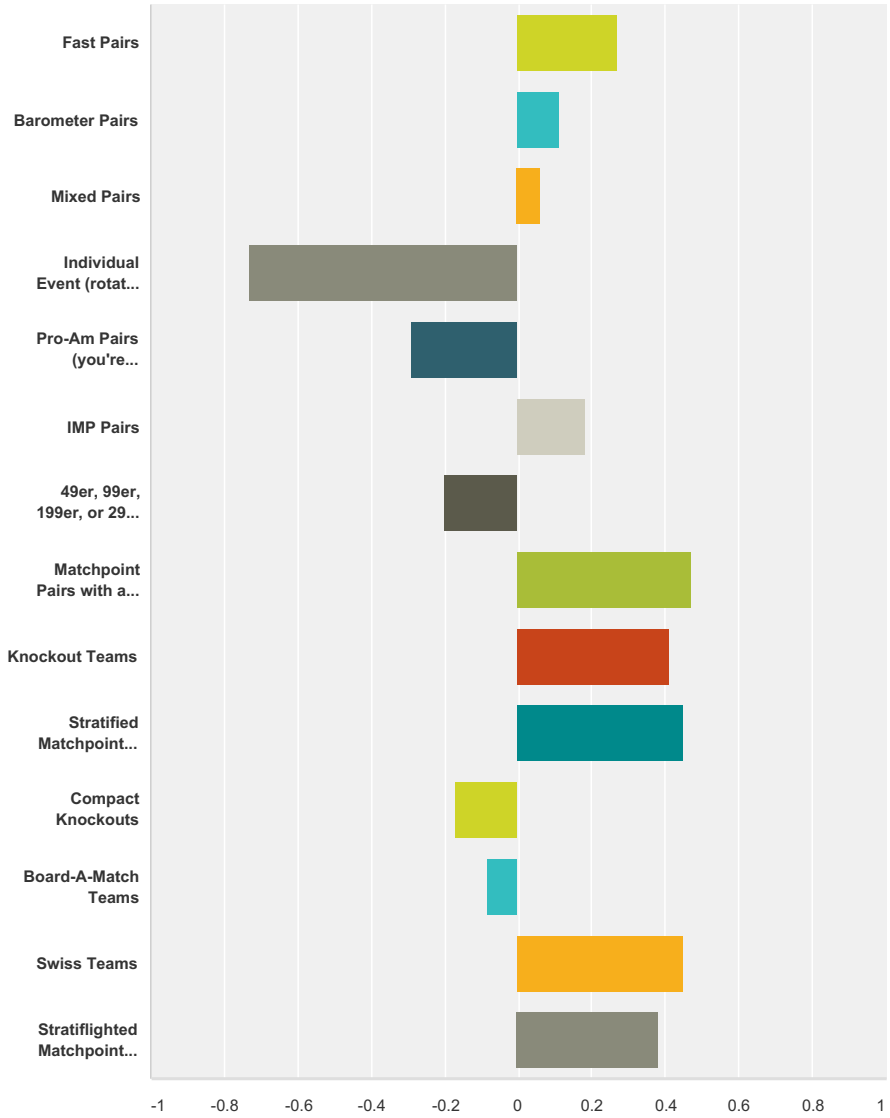

	More likely to play	Would not influence my decision	Less likely to play	N/A (do not qualify, etc.)	Total	Weighted Average
Fast Pairs	**50.00%** 33	**27.27%** 18	**22.73%** 15	**0.00%** 0	66	0.27
Barometer Pairs	**30.77%** 20	**46.15%** 30	**20.00%** 13	**3.08%** 2	65	0.11
Mixed Pairs	**29.69%** 19	**43.75%** 28	**23.44%** 15	**3.13%** 2	64	0.06
Individual Event (rotating partners on each hand)	**6.06%** 4	**13.64%** 9	**75.76%** 50	**4.55%** 3	66	-0.73
Pro-Am Pairs (you're assigned a partner who is a pro/expert player)	**19.40%** 13	**28.36%** 19	**46.27%** 31	**5.97%** 4	67	-0.29

IMP Pairs	**42.42%** 28	**31.82%** 21	**24.24%** 16	**1.52%** 1	66	0.18
49er, 99er, 199er, or 299er Pairs	**1.54%** 1	**3.08%** 2	**3.08%** 2	**92.31%** 60	65	-0.20
Matchpoint Pairs with a qualifying session and a final session (2-session)	**59.09%** 39	**28.79%** 19	**12.12%** 8	**0.00%** 0	66	0.47
Knockout Teams	**53.03%** 35	**34.85%** 23	**12.12%** 8	**0.00%** 0	66	0.41
Stratified Matchpoint Pairs	**50.75%** 34	**43.28%** 29	**5.97%** 4	**0.00%** 0	67	0.45
Compact Knockouts	**28.79%** 19	**25.76%** 17	**45.45%** 30	**0.00%** 0	66	-0.17
Board-A-Match Teams	**29.23%** 19	**30.77%** 20	**36.92%** 24	**3.08%** 2	65	-0.08
Swiss Teams	**53.73%** 36	**37.31%** 25	**8.96%** 6	**0.00%** 0	67	0.45
Stratiflighted Matchpoint Pairs (multiple flights, each with several stratifications inside)	**48.48%** 32	**40.91%** 27	**10.61%** 7	**0.00%** 0	66	0.38

Q10 Which session format listed below would be most appealing to you?

Answered: 64 Skipped: 11

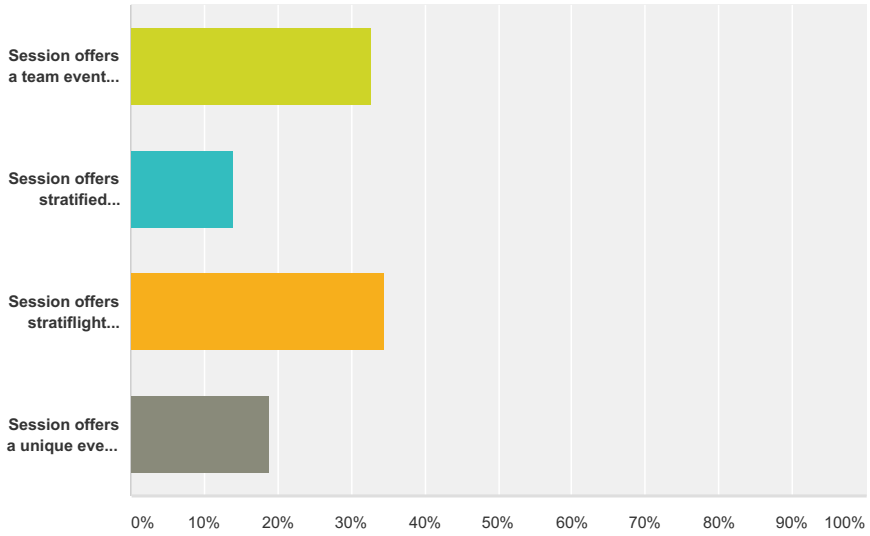

Answer Choices	Responses	
Session offers a team event (e.g., Swiss, Knockouts), with or without a side stratified pairs	**32.81%**	21
Session offers stratified pairs (no other event types are offered)	**14.06%**	9
Session offers stratiflighted pairs (multiple flights, each with several stratifications)	**34.38%**	22
Session offers a unique event type (e.g., IMP pairs, mixed pairs, barometer pairs), with or without a side stratified pairs	**18.75%**	12
Total		**64**

Q11 Assuming we offered two sessions each day during a sectional, what start times would you prefer?

Answered: 67 Skipped: 8

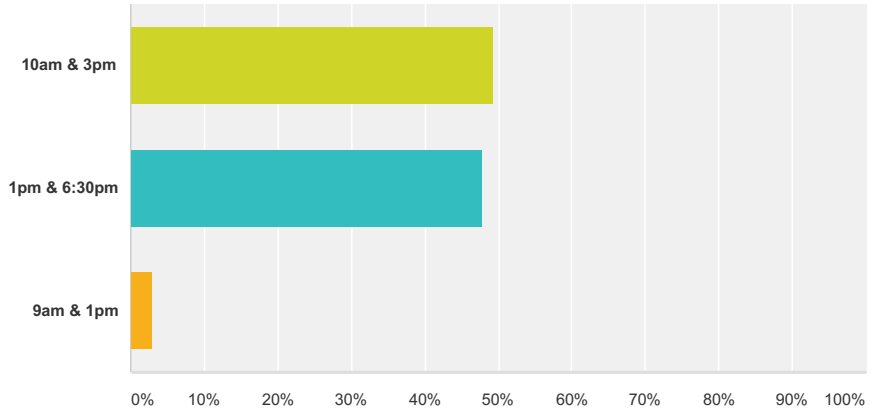

Answer Choices	Responses	
10am & 3pm	**49.25%**	33
1pm & 6:30pm	**47.76%**	32
9am & 1pm	**2.99%**	2
Total		**67**

Q12 Are you more likely to attend a sectional on a holiday weekend?

Answered: 66 Skipped: 9

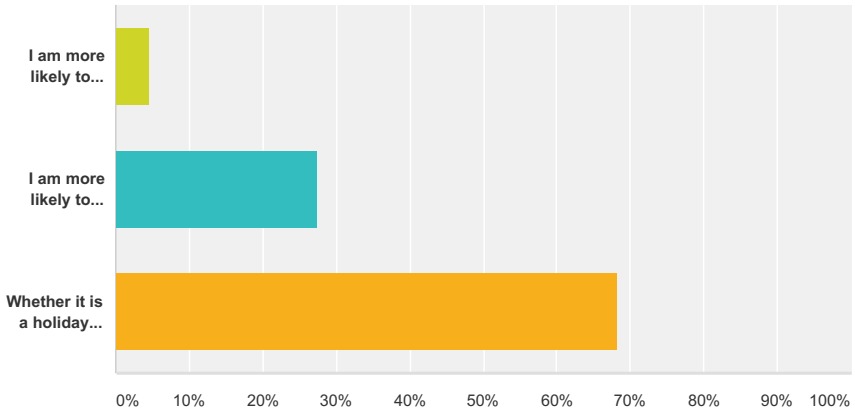

Answer Choices	Responses	
I am more likely to attend on a holiday weekend.	**4.55%**	3
I am more likely to attend on a non-holiday weekend.	**27.27%**	18
Whether it is a holiday weekend or non-holiday weekend doesn't affect my decision to attend.	**68.18%**	45
Total		**66**

Q13 Would you be interested in a third session for one or more days of our sectional(s)?

Answered: 66 Skipped: 9

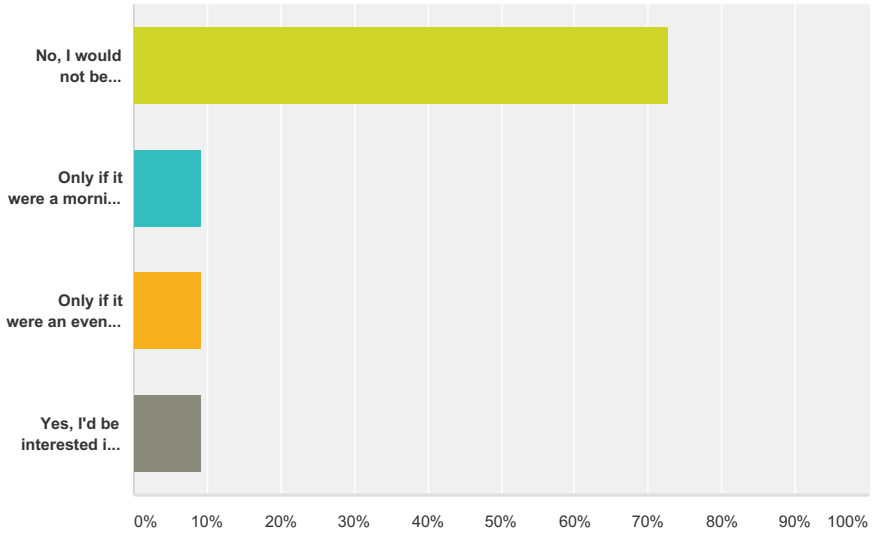

Answer Choices	Responses	
No, I would not be interested in a third session.	**72.73%**	48
Only if it were a morning session (example start times: 9am, 1pm, & 6:30pm)	**9.09%**	6
Only if it were an evening session (example start times: 10am, 3pm, & 7pm *or* 1pm, 6pm, & 9pm)	**9.09%**	6
Yes, I'd be interested in a third session.	**9.09%**	6
Total		**66**

Q14 We'd like to hear any other feedback you'd like to share about sectionals offered in the Seattle area. Please feel free to provide comments below.

Answered: 32 Skipped: 43

Q15 If you'd like to be entered to win 2 free entries at an upcoming sectional (3 prizes to be awarded, good through 2017), please provide your ACBL number below.

Answered: 54 Skipped: 21