Q1 About how many masterpoints do you have? (Please select the range that includes your total.)

Answered: 192 Skipped: 0

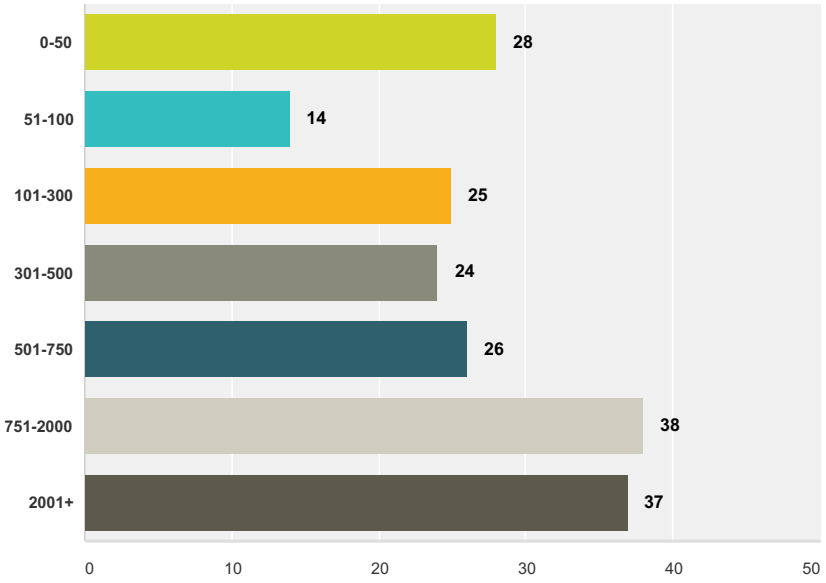

Answer Choices	Responses	
0-50	**14.58%**	28
51-100	**7.29%**	14
101-300	**13.02%**	25
301-500	**12.50%**	24
501-750	**13.54%**	26
751-2000	**19.79%**	38
2001+	**19.27%**	37
Total		**192**

Q2 In the past 3 years, how many of the following event/tournament types have you attended?

Answered: 191 Skipped: 1

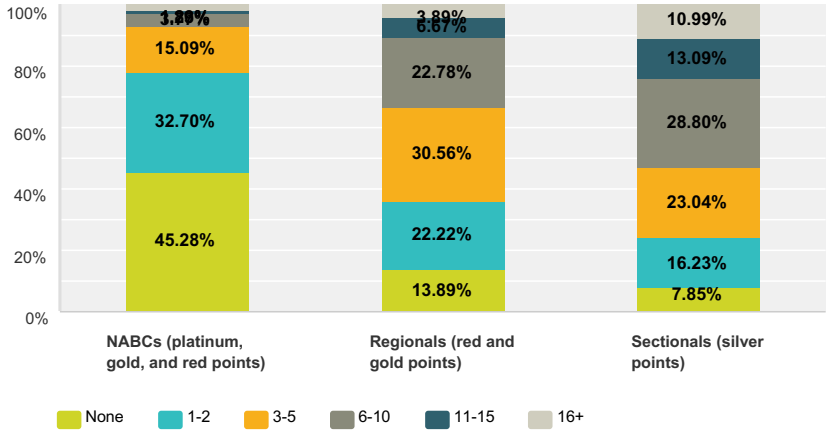

	None	1-2	3-5	6-10	11-15	16+	Total
NABCs (platinum, gold, and red points)	**45.28%** 72	**32.70%** 52	**15.09%** 24	**3.77%** 6	**1.26%** 2	**1.89%** 3	159
Regionals (red and gold points)	**13.89%** 25	**22.22%** 40	**30.56%** 55	**22.78%** 41	**6.67%** 12	**3.89%** 7	180
Sectionals (silver points)	**7.85%** 15	**16.23%** 31	**23.04%** 44	**28.80%** 55	**13.09%** 25	**10.99%** 21	191

Q3 How often do you participate in each of the following types of Bridge games?

Answered: 191 Skipped: 1

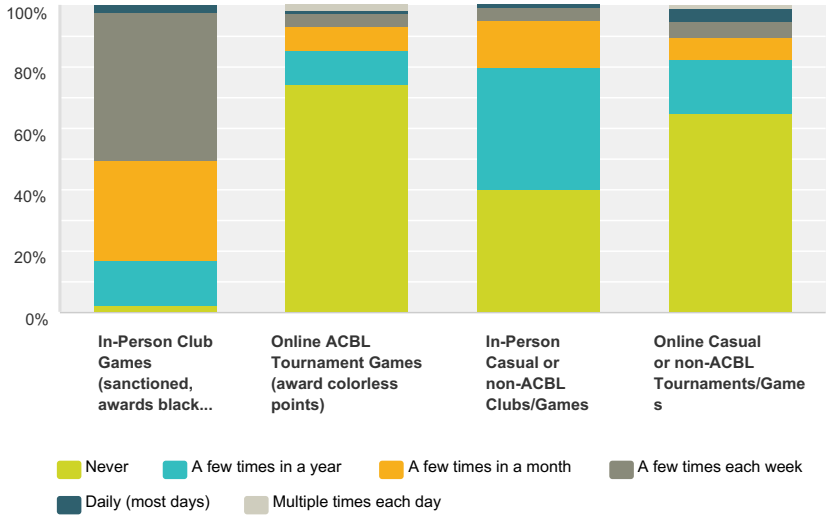

	Never	A few times in a year	A few times in a month	A few times each week	Daily (most days)	Multiple times each day	Total
In-Person Club Games (sanctioned, awards black points)	**2.66%** 5	**14.36%** 27	**32.45%** 61	**48.40%** 91	**2.13%** 4	**0.00%** 0	188
Online ACBL Tournament Games (award colorless points)	**74.73%** 136	**10.99%** 20	**7.14%** 13	**4.40%** 8	**1.10%** 2	**1.65%** 3	182
In-Person Casual or non-ACBL Clubs/Games	**40.00%** 74	**40.00%** 74	**15.14%** 28	**4.32%** 8	**0.54%** 1	**0.00%** 0	185
Online Casual or non-ACBL Tournaments/Games	**65.03%** 119	**17.49%** 32	**7.10%** 13	**5.46%** 10	**3.83%** 7	**1.09%** 2	183

Q4 Have you attended any of the following sectionals offered by Unit 446 (Seattle Metro)?

Answered: 163 Skipped: 29

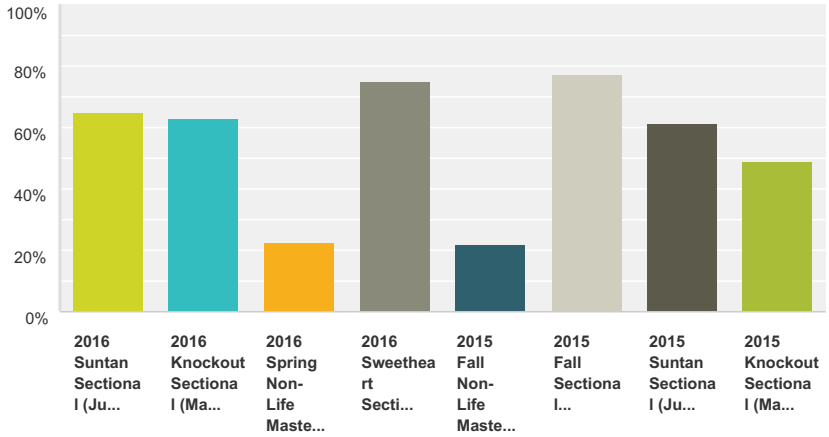

Answer Choices	Responses	
2016 Suntan Sectional (July 2016, Forest Ridge School)	**65.03%**	106
2016 Knockout Sectional (May 2016, Bothell Union Hall)	**63.19%**	103
2016 Spring Non-Life Master Sectional (April 2016, Bothell Union Hall)	**22.70%**	37
2016 Sweetheart Sectional (February 2016, Vasa Park in Bellevue)	**74.85%**	122
2015 Fall Non-Life Master Sectional (November 2015, North Seattle College)	**22.09%**	36
2015 Fall Sectional (October 2015, Bothell Union Hall)	**77.30%**	126
2015 Suntan Sectional (July 2015, Bothell Union Hall)	**61.35%**	100
2015 Knockout Sectional (May 2015, Kent Commons)	**49.08%**	80
Total Respondents: 163		

Q5 How much do each of the following matter to you when deciding whether to attend a sectional?

Answered: 181 Skipped: 11

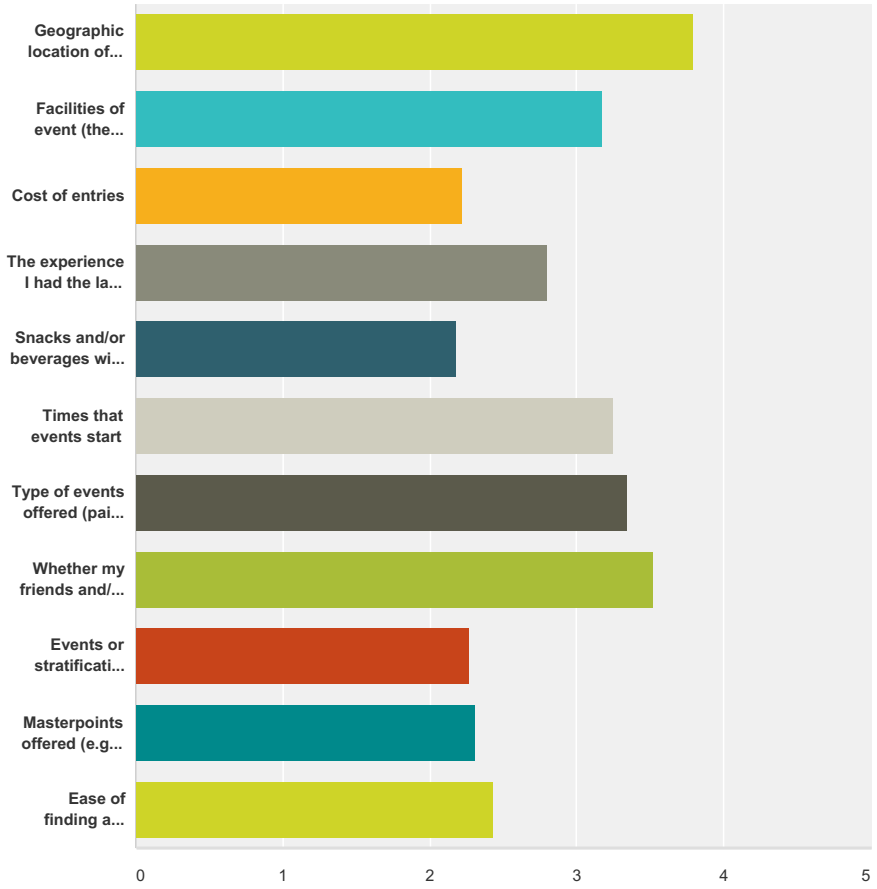

	Not at all important	(no label)	Somewhat important	(no label)	Very important	Total	Weighted Average
Geographic location of event (proximity to home, ease of getting there)	**4.44%** 8	**5.56%** 10	**27.78%** 50	**30.56%** 55	**31.67%** 57	180	3.79
Facilities of event (the building/rooms, parking, other amenities)	**9.39%** 17	**13.81%** 25	**38.67%** 70	**26.52%** 48	**11.60%** 21	181	3.17
Cost of entries	**35.91%** 65	**23.20%** 42	**29.28%** 53	**6.63%** 12	**4.97%** 9	181	2.22
The experience I had the last time I went to that sectional	**16.11%** 29	**21.67%** 39	**34.44%** 62	**21.67%** 39	**6.11%** 11	180	2.80
Snacks and/or beverages will be provided	**31.28%** 56	**29.61%** 53	**30.73%** 55	**6.70%** 12	**1.68%** 3	179	2.18
Times that events start	**7.30%** 13	**14.61%** 26	**40.45%** 72	**20.79%** 37	**16.85%** 30	178	3.25
Type of events offered (pairs vs. teams, stratifications, unique events, etc.)	**7.78%** 14	**9.44%** 17	**41.67%** 75	**23.33%** 42	**17.78%** 32	180	3.34
Whether my friends and/or usual partners are going	**10.50%** 19	**8.84%** 16	**27.07%** 49	**25.41%** 46	**28.18%** 51	181	3.52
Events or stratifications geared toward newer players (lessons, special prizes, etc.)	**45.25%** 81	**15.08%** 27	**18.44%** 33	**10.06%** 18	**11.17%** 20	179	2.27
Masterpoints offered (e.g., more masterpoints for charity games, point colors)	**33.70%** 61	**19.89%** 36	**32.04%** 58	**10.50%** 19	**3.87%** 7	181	2.31

Ease of finding a partner or team (e.g., guaranteed partner, good matchmaking)	**39.11%** 70	**16.76%** 30	**20.11%** 36	**10.06%** 18	**13.97%** 25	179	2.43

Q6 Please rank the following sectional sites from most to least favorite. (Most favorite = 1, Least favorite = 5; You can drag and drop to rank them or enter numbers next to each one.)

Answered: 174 Skipped: 18

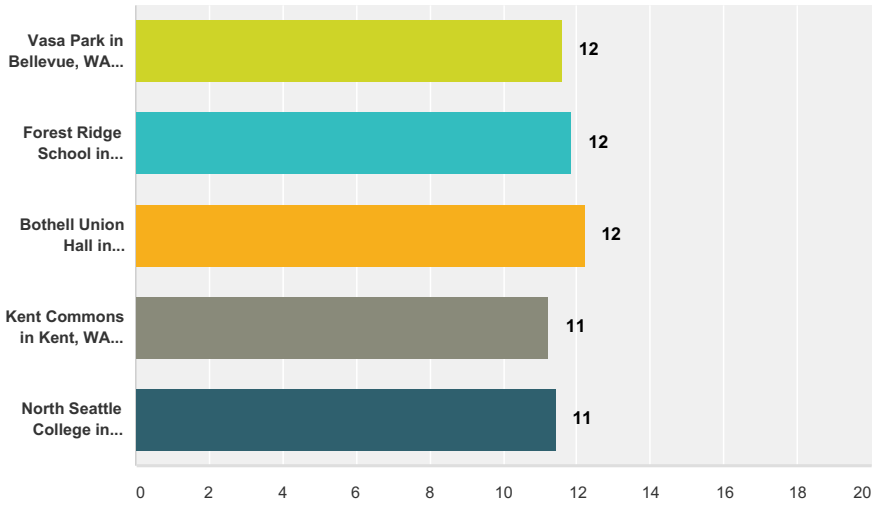

	1	2	3	4	5	1	2	3	4	5	1	2	3	4	5	Total	Score
Vasa Park in Bellevue, WA (site of the 2016 Sweetheart Sectional in February)	**10.76%** 17	**24.68%** 39	**17.72%** 28	**14.56%** 23	**18.35%** 29	**0.00%** 0	**0.00%** 0	**0.00%** 0	**0.00%** 0	**0.00%** 0	**2.53%** 4	**5.06%** 8	**1.90%** 3	**2.53%** 4	**1.90%** 3	158	11.59
Forest Ridge School in Bellevue, WA (site of the 2016 Suntan Sectional in July)	**12.59%** 18	**20.98%** 30	**29.37%** 42	**16.08%** 23	**6.99%** 10	**0.00%** 0	**0.00%** 0	**0.00%** 0	**0.00%** 0	**0.00%** 0	**4.20%** 6	**4.90%** 7	**2.80%** 4	**1.40%** 2	**0.70%** 1	143	11.87
Bothell Union Hall in Bothell, WA (site of the 2016 Knockout Sectional in May and several others)	**33.95%** 55	**21.60%** 35	**11.11%** 18	**9.26%** 15	**9.88%** 16	**0.00%** 0	**0.00%** 0	**0.00%** 0	**0.00%** 0	**0.00%** 0	**4.94%** 8	**0.62%** 1	**5.56%** 9	**1.23%** 2	**1.85%** 3	162	12.24
Kent Commons in Kent, WA (site of the 2015 Knockout Sectional in May)	**16.44%** 24	**10.27%** 15	**14.38%** 21	**20.55%** 30	**23.97%** 35	**0.00%** 0	**0.00%** 0	**0.00%** 0	**0.00%** 0	**0.00%** 0	**2.05%** 3	**0.68%** 1	**3.42%** 5	**2.74%** 4	**5.48%** 8	146	11.22

North Seattle College in Seattle, WA (site of the 2015 NLM Sectional in April)	**18.25%** 25	**12.41%** 17	**16.79%** 23	**21.17%** 29	**16.79%** 23	**0.00%** 0	**0.00%** 0	**0.00%** 0	**0.00%** 0	**0.00%** 0	**1.46%** 2	**2.92%** 4	**2.19%** 3	**5.11%** 7	**2.92%** 4	137	11.43

Q7 What is your interest in sectionals in the following areas, assuming the date/time worked for you?

Answered: 183 Skipped: 9

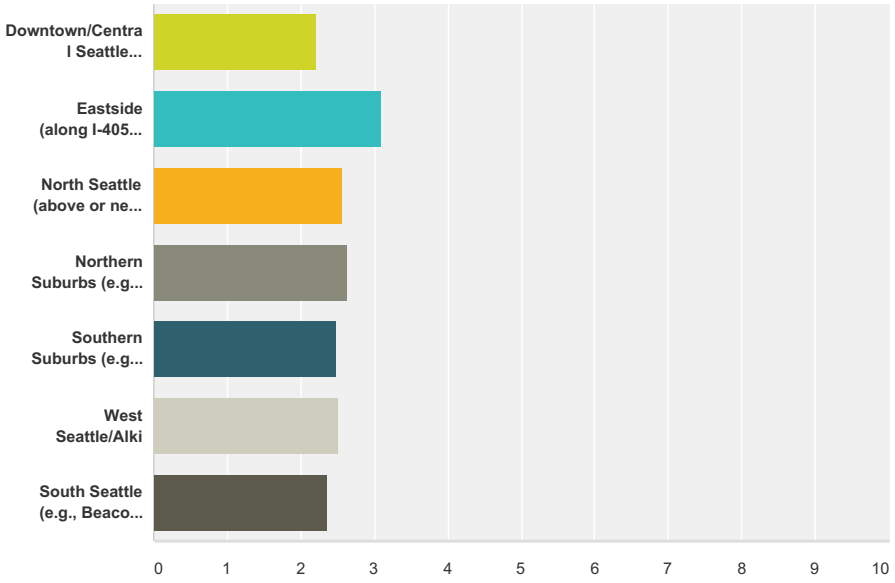

	I will not go.	I might go.	I am likely to go.	I would definitely go.	Total	Weighted Average
Downtown/Central Seattle (e.g., Downtown, Belltown, Lake Union)	**20.33%** 37	**36.26%** 66	**25.27%** 46	**18.13%** 33	182	2.21
Eastside (along I-405, e.g., Bellevue, Redmond, Bothell)	**1.65%** 3	**24.73%** 45	**35.16%** 64	**38.46%** 70	182	3.09
North Seattle (above or near 85th, e.g., Northgate, Greenwood)	**11.54%** 21	**29.12%** 53	**38.46%** 70	**20.88%** 38	182	2.57
Northern Suburbs (e.g., Shoreline, Edmonds, Lynnwood)	**9.29%** 17	**29.51%** 54	**39.89%** 73	**21.31%** 39	183	2.64
Southern Suburbs (e.g., Renton, Kent, Federal Way)	**12.71%** 23	**34.81%** 63	**30.94%** 56	**21.55%** 39	181	2.49
West Seattle/Alki	**13.87%** 24	**33.53%** 58	**26.59%** 46	**26.01%** 45	173	2.51
South Seattle (e.g., Beacon Hill, Columbia City, Seward Park)	**14.84%** 27	**37.91%** 69	**30.22%** 55	**17.03%** 31	182	2.35

Q8 If you have any feedback you'd like to share about potential sites or about our current or past sites, please include it below.

Answered: 41 Skipped: 151

Q9 Below are some different types of events. If these events were offered during a sectional, what would be your interest in playing in these sessions? (event description links: pairs events and team events)

Answered: 180 Skipped: 12

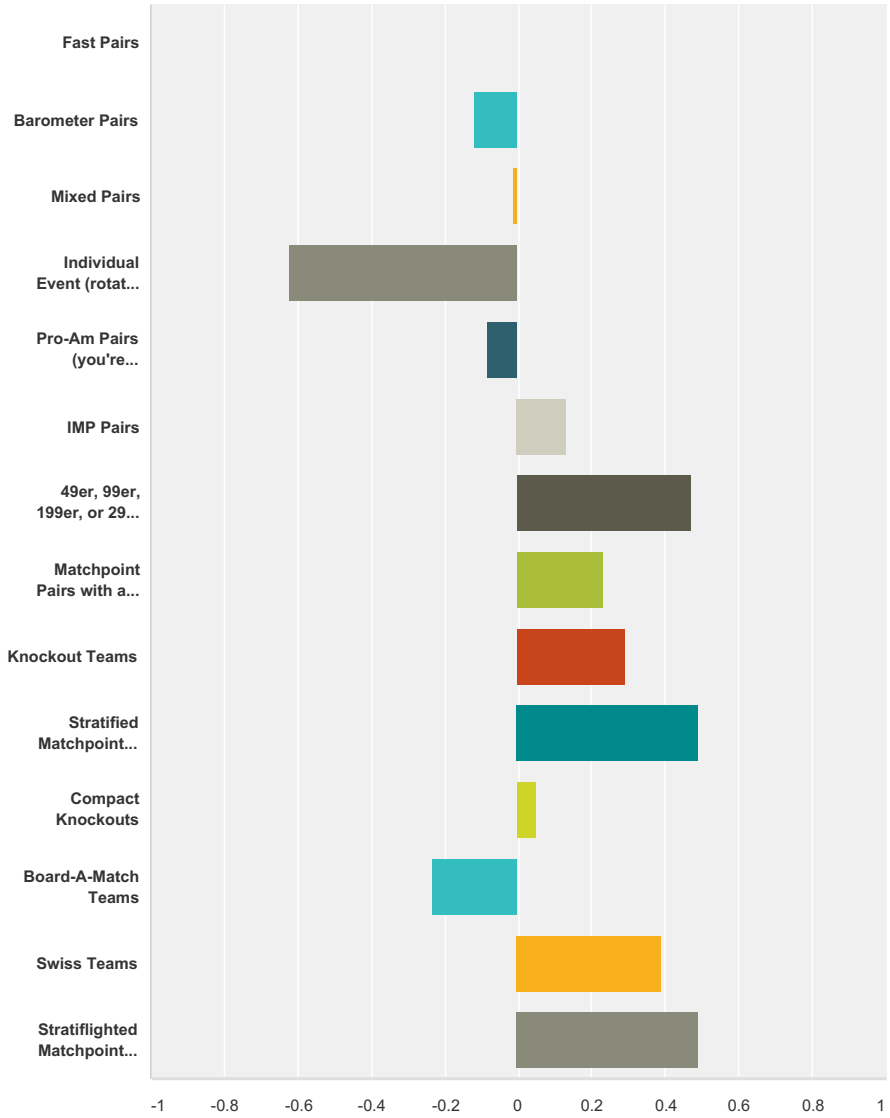

	More likely to play	Would not influence my decision	Less likely to play	N/A (do not qualify, etc.)	Total	Weighted Average
Fast Pairs	**30.81%** 53	**29.65%** 51	**30.81%** 53	**8.72%** 15	172	0.00
Barometer Pairs	**15.76%** 26	**43.64%** 72	**26.06%** 43	**14.55%** 24	165	-0.12
Mixed Pairs	**21.18%** 36	**50.00%** 85	**22.35%** 38	**6.47%** 11	170	-0.01
Individual Event (rotating partners on each hand)	**8.72%** 15	**18.02%** 31	**65.70%** 113	**7.56%** 13	172	-0.62
Pro-Am Pairs (you're assigned a partner who is a pro/expert player)	**25.14%** 44	**30.86%** 54	**32.57%** 57	**11.43%** 20	175	-0.08

IMP Pairs	**31.36%** 53	**43.20%** 73	**18.93%** 32	**6.51%** 11	169	0.13
49er, 99er, 199er, or 299er Pairs	**22.03%** 39	**10.73%** 19	**4.52%** 8	**62.71%** 111	177	0.47
Matchpoint Pairs with a qualifying session and a final session (2-session)	**37.79%** 65	**40.12%** 69	**16.28%** 28	**5.81%** 10	172	0.23
Knockout Teams	**43.27%** 74	**33.33%** 57	**16.37%** 28	**7.02%** 12	171	0.29
Stratified Matchpoint Pairs	**52.33%** 90	**39.53%** 68	**4.65%** 8	**3.49%** 6	172	0.49
Compact Knockouts	**32.74%** 55	**29.17%** 49	**28.57%** 48	**9.52%** 16	168	0.05
Board-A-Match Teams	**18.07%** 30	**32.53%** 54	**39.16%** 65	**10.24%** 17	166	-0.23
Swiss Teams	**51.14%** 90	**32.95%** 58	**13.07%** 23	**2.84%** 5	176	0.39
Stratiflighted Matchpoint Pairs (multiple flights, each with several stratifications inside)	**54.91%** 95	**34.10%** 59	**7.51%** 13	**3.47%** 6	173	0.49

Q10 Which session format listed below would be most appealing to you?

Answered: 169 Skipped: 23

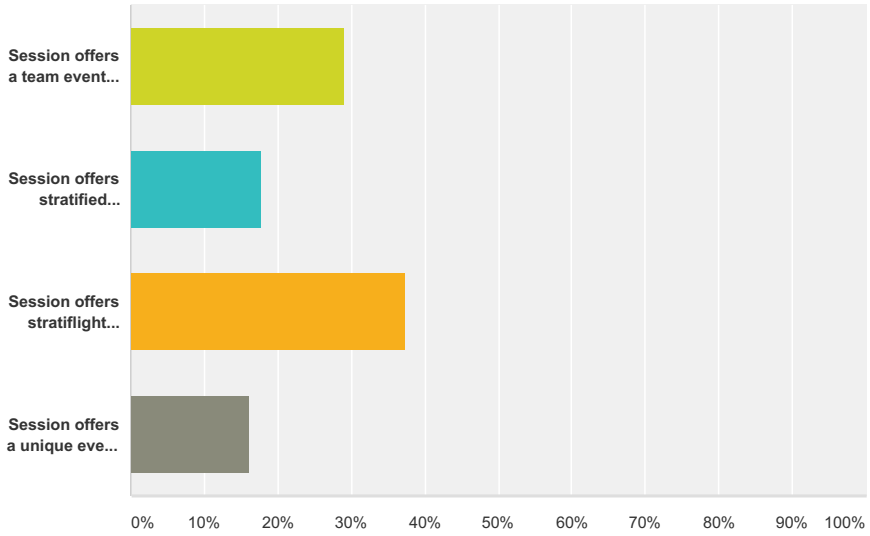

Answer Choices	Responses	
Session offers a team event (e.g., Swiss, Knockouts), with or without a side stratified pairs	**28.99%**	49
Session offers stratified pairs (no other event types are offered)	**17.75%**	30
Session offers stratiflighted pairs (multiple flights, each with several stratifications)	**37.28%**	63
Session offers a unique event type (e.g., IMP pairs, mixed pairs, barometer pairs), with or without a side stratified pairs	**15.98%**	27
Total		**169**

Q11 Assuming we offered two sessions each day during a sectional, what start times would you prefer?

Answered: 180 Skipped: 12

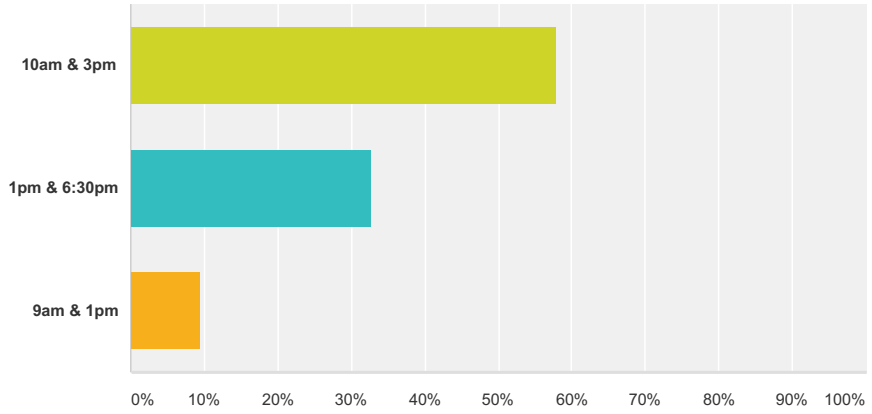

Answer Choices	Responses	
10am & 3pm	**57.78%**	104
1pm & 6:30pm	**32.78%**	59
9am & 1pm	**9.44%**	17
Total		**180**

Q12 Are you more likely to attend a sectional on a holiday weekend?

Answered: 179 Skipped: 13

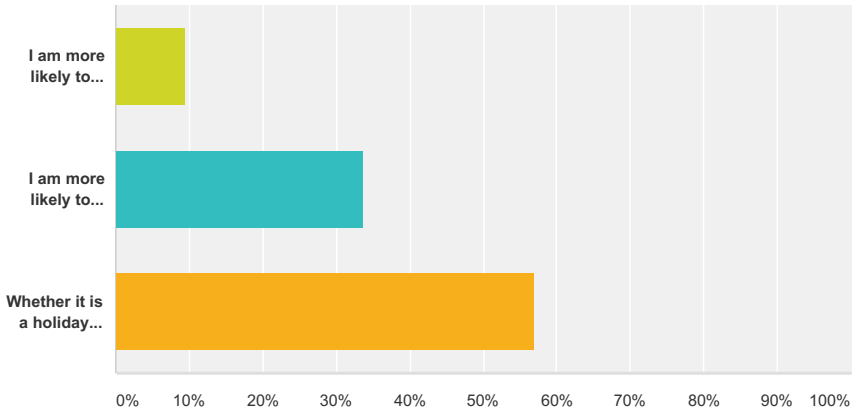

Answer Choices	Responses	
I am more likely to attend on a holiday weekend.	**9.50%**	17
I am more likely to attend on a non-holiday weekend.	**33.52%**	60
Whether it is a holiday weekend or non-holiday weekend doesn't affect my decision to attend.	**56.98%**	102
Total		**179**

Q13 Would you be interested in a third session for one or more days of our sectional(s)?

Answered: 176 Skipped: 16

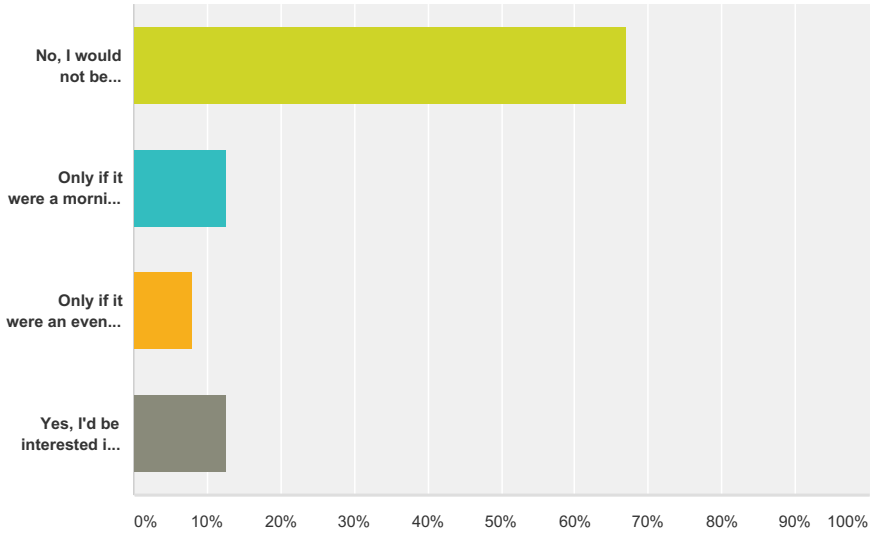

Answer Choices	Responses	
No, I would not be interested in a third session.	**67.05%**	118
Only if it were a morning session (example start times: 9am, 1pm, & 6:30pm)	**12.50%**	22
Only if it were an evening session (example start times: 10am, 3pm, & 7pm *or* 1pm, 6pm, & 9pm)	**7.95%**	14
Yes, I'd be interested in a third session.	**12.50%**	22
Total		**176**

Q14 We'd like to hear any other feedback you'd like to share about sectionals offered in the Seattle area. Please feel free to provide comments below.

Answered: 69 Skipped: 123

Q15 If you'd like to be entered to win 2 free entries at an upcoming sectional (3 prizes to be awarded, good through 2017), please provide your ACBL number below.

Answered: 150 Skipped: 42